

A Year Four artist will draw...


Year 3	Year 4	Year 5
<ul style="list-style-type: none"> • Know how to use four grades of sketching pencils. • Draw from imagination and observations. • Experiment with mark making with charcoal. • Create initial sketches for painting. • Begin to draw with accuracy. • Discuss shadows, light and dark. • Have an awareness of how pattern can be used to create texture. 	<ul style="list-style-type: none"> • Use a wide range of sketching pencils. • Consider scale and proportion • Create accurate observational drawing. • Work on a variety of scales. • Produce drawing using IT • Identify and draw the effects of reflection. • Draw for a sustained period of time. 	<ul style="list-style-type: none"> • Work in a sustained and independent way to create an accurate, detailed drawing. • Developing key elements of their work. (Line, tone, pattern, texture). • Draw from different viewpoints considering the horizon line. • Begin to consider perspective. • Use different styles of shading work from a variety of sources including observation and photographs to develop work.

Subject Specific Vocabulary	
shade	a technique used to create depth
tone	the quality of a colour or shade
texture	a technique used to create the feel of a surface
reflection	when light from an object is reflected on a surface
form	The appearance of 3 dimensions
scale	The size of something can be made larger scaled up or smaller scaled down.

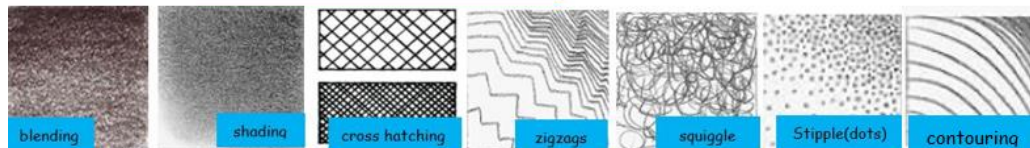
A year 4 artist knows....

- How to use shading techniques to create tone and texture.
- How to draw some facial expressions.
- How to use scaling to make things bigger or smaller.
- How to draw reflection.

Drawing reflections




Shading texture techniques



shading light to dark

Pencil grades



Drawing scale



Drawing facial expressions

