

























Lawrence View Primary School- Writing for a purpose












	 Writing to entertain	 Writing to inform	 Writing to persuade	 Writing to discuss
Foundation	Story Description			
Year 1 and 2 KS1	Story Description Poetry	Recount Letter Instruction		
Year 3 and 4 KS2	Narrative Description Poetry	Explanation Recount Biography Newspaper	Advert Letter Poster	
Year 5 and 6 KS2	Narrative Description Poetry	Reports Biography Newspaper	Advertising Speech Campaign	Argument Newspaper Review

Overview of writing

	Autumn 1	Autumn 2	Spring 1	Spring 2	Summer 1	Summer 2
Foundation Drawing club Books Audience Purpose Punctuation Grammar	  Focus on character and setting Purpose - Writing to entertain Fine motor activities Handwriting - Lines, circles Initial sounds	  Focus on character and setting, predictions, feelings, using own imagination Purpose - Writing to entertain Fine motor activities Handwriting - Zig zags Initial sounds, cvc words Introduce finger spaces	  Focus on character and setting, predictions, feelings, using own imagination Purpose - Writing to entertain Fine motor activities Handwriting - Curly letter family Initial sounds, cvc words, simple sentences Recap finger spaces, full stops	  Focus on character and setting, predictions, feelings, using own imagination Purpose - writing to entertain Description Fine motor activities Handwriting - Long Letter family Initial sounds, cvc words, simple sentences Recap finger spaces, full stops, capital letters	  Focus on character and setting, predictions, feelings, using own imagination Purpose – Description- Writing to entertain Fine motor activities Handwriting - Bouncy letter family Initial sounds, cvc words, simple sentences Recap finger spaces, full stops, capital letters	  Focus on character and setting, predictions, feelings, using own imagination Purpose - Description Fine motor activities Handwriting - Zig Zag Letter family Initial sounds, cvc words, simple sentences Recap finger spaces, full stops, capital letters, capital letters for names Using and to join sentences
Year 1 Curious Quest Books Purpose Audience Punctuation Grammar	The Naughty Bus  Sidney, Stella and the moon	I want my hat back  Billy and the beast 	Beegu The odd egg   <u>Traditional Tales</u>	Stanleys stick The sea saw   <u>Traditional Tales</u>	Lost and Found   Pig the pug	Iggy Peck Architect  Julian is a mermaid

	 <p>Traditional Tales</p>   <p>3 little pigs Goldilocks and the 3 bears</p> <p>Cartoon</p> <p>Purpose- Writing to entertain Punctuation- Capital letters, finger spaces, full stops. Grammar- Forming sentences</p>	<p>Traditional Tales</p> <p>Little red riding hood Jack and the beanstalk</p>   <p>Cartoon</p> <p>Purpose- Writing to entertain Punctuation- Capital letters, finger spaces, full stops. Grammar- Forming sentences</p>	<p>Hansel and Gretel The princess and the pea</p>   <p>Cartoon</p> <p>Purpose- Writing to entertain Punctuation- Capital letters, finger spaces, full stops. Grammar- Joining words and clauses using 'and', adjectives</p>	<p>The elves and the shoemaker</p>   <p>Rumpelstiltskin Cartoon</p> <p>Purpose- Writing to inform Punctuation- Capital letters, finger spaces, full stops, exclamation marks Grammar- Joining words and clauses using 'and', adjectives</p>	<p>Traditional Tales</p>   <p>Pinocchio The ugly duckling</p> <p>Cartoon</p> <p>Purpose- Writing to inform Punctuation- Capital letters, finger spaces, full stops, exclamation marks, question marks Grammar- Sequencing sentences</p>	 <p>Traditional Tales Chicken Licken</p>   <p>The lion and the mouse Cartoon</p> <p>Purpose- Writing to inform Punctuation- Capital letters, finger spaces, full stops, exclamation marks, question marks Grammar- Sequencing sentences</p>
<p>Year 2 Books Purpose Audience Punctuation Grammar</p>	<p>Goldilocks</p>  <p>Purpose: Writing to entertain- description Punctuation: Full stops, finger spaces, capital letters. Grammar: writing words with more than one syllable, adjectives, regular plural noun suffixes (-s, -es) Audience: Other children in the class</p>	<p>The Journey Home</p>  <p>Purpose: Writing to inform- letter Punctuation: Full stops, finger spaces, capital letters, question marks, exclamation marks Grammar: sentence types (questions, commands, statements, exclamations), persuasive language, suffixes -ed, -ing, -er, co-ordination</p>	<p>The Bear Under the Stairs</p>  <p>Purpose: Writing to entertain- story Punctuation: Full stops, finger spaces, capital letters, letter formation, commas, apostrophes. Grammar: homophones, rhyming patterns, powerful adjectives, conjunctions, past tense, nouns, adverbs, 'show not tell' (the 5 senses).</p>	<p>The Great Fire of London</p>  <p>Purpose: Writing to inform- recount Punctuation: full stops, finger spaces, capital letters, letter formation, exclamation marks, question marks, commas, apostrophes. Grammar: past tense suffixes, time adverbials, subordinating conjunctions, sequencing</p>	<p>Poems to Perform (a collection) by Julia Donaldson</p>  <p>Purpose: Writing to entertain- poetry Punctuation: capital letters, commas, short lines, Grammar: homophones, rhyming patterns, figurative language, rhythm, poetic structure, repetition,</p>	<p>Tadpole's promise</p>  <p>Purpose: Writing to inform- recount Punctuation: full stops, capital letters, finger spaces, exclamation mark, question mark, apostrophes, commas. Grammar: past tense, irregular verbs, time adverbials, conjunctions, adverbs, ordering events, statements,</p>

	 <p>Wolves Purpose: Writing to entertain- story (change the ending) Differentiating between fiction and non-fiction Punctuation: Full stops, finger spaces, capital letters, question marks Grammar: features of a letter, noun phrases, past/ present tense, descriptive adjectives Audience: F2 children (publish)</p>	<p>Audience: WWF</p>	<p>Audience: Year 3 children</p>  <p>The Minpins Purpose: Writing to entertain- description (change the ending) Differentiating between fiction and non-fiction Punctuation: Full stops, finger spaces, capital letters, question marks Grammar: features of a letter, noun phrases, past/ present tense, descriptive adjectives, contractions, possessive apostrophes. Audience: F2 children (publish)</p>	<p>events (chronologically), purpose/ audience, sentence structure, pronouns, conjunctions, expanded noun phrases.</p> <p>Audience- Samuel Peyps</p>	<p>verbs, adjectives, noun phrases.</p> <p>Audience: Perform poems to parents</p>	<p>questions, exclamations, commands.</p> <p>A walk in London</p>  <p>Purpose: Writing to inform- instruction Punctuation: capital letters, full stops, finger spaces, editing and improving, apostrophes, exclamations, commas. Grammar: text structure (title, paragraphs), prepositions, time adverbials, imperative verbs, powerful verbs, commands, chronology , audience awareness, contractions. Audience- The book character</p>
<p>Year 3 Books Audience Purpose Punctuation Grammar</p>	<p>Leon and the place between</p>  <p>Purpose- Writing to entertain Audience- Children in year 3 Setting description</p>	<p>The BFG</p>  <p>The heart and the bottle</p>	<p>The tear thief</p>  <p>Purpose- Writing to entertain. Poetry Audience- Children in year 2.</p>	<p>Escape from Pompeii</p>  <p>Purpose- Writing to inform Newspaper Audience- People around the world in 79AD.</p>	<p>Flotsam</p>  <p>Purpose- Writing to entertain. Comic Audience-</p>	<p>The day I swapped my dad for a goldfish.</p>  <p>Purpose- Writing to inform Punctuation- Capital letters, full stops.</p>

Punctuation- Capital letters, full stops, exclamation marks, punctuating direct speech, question marks.


Grammar- Using conjunctions, identifying word classes, using expanded noun phrases.

The BFG

Purpose- Writing to inform

Instructions

Audience- Children in year 3



Punctuation- Capital letters, full stops.

Grammar- Identifying word classes, using conjunctions, creating proper nouns to describe a character, writing using figurative language. Writing in paragraphs.

Purpose- Writing to persuade.

Letter

Audience- The book character.

Punctuation- Capital letters, full stops, question marks.

Grammar- Using subordinating conjunctions. Writing using figurative language. Writing using paragraphs.



Punctuation- Capital letters, full stops, commas, indicating possession by using the possessive apostrophe with plural nouns.


Grammar- Writing using figurative language. Writing using stanzas.

The mysteries of Harris Burdick

Purpose- Writing to entertain.

Audience- Adults who like spooky stories.

Narrative



Punctuation- Capital letters, full stops, punctuating direct speech.


Grammar- Using the present perfect form. Writing using figurative language. Using conjunctions. Writing using paragraphs. Using conjunctions.

Punctuation- Capital letters, full stops, exclamation marks, punctuating direct speech.

Grammar- Using adverbs and prepositions to express time and cause. Using conjunctions.

The cloud tea monkeys

Purpose- Writing to persuade.



Audience- Consumers of tea in England.

Letter

Punctuation- Capital letters, full stops, exclamation marks, question marks.

Grammar- Using headings and subheadings. Writing using paragraphs. Using rhetorical questions. Using subordinating conjunctions.


Punctuation- Capital letters, full stops, exclamation marks, punctuating direct speech.

Grammar- Onomatopoeia. Using adverbs and prepositions to express time and cause. Using conjunctions.

Jim a cautionary tale

Purpose- Writing to entertain.


Narrative



Punctuation- Capital letters, full stops, exclamation marks, punctuating direct speech, indicating possession by using the possessive apostrophe with plural nouns. Using conjunctions.

Grammar- Using the present perfect form. Using conjunctions.

Year 4
Books
Purpose
Audience
Punctuation
Grammar



The Lion, the Witch and the wardrobe by C.S.Lewis

Purpose: To entertain – setting description

Punctuation:
 -Commas in expanded phrases
 -Commas in fronted adverbials
 -paragraphs
 -punctuating direct speech

Grammar:
 Expanded Noun Phrases (with adjectives & prepositional phrases)
Fronted adverbials
 -similes
 -personification
 -conjunctions to add detail
 -varied sentence lengths and types
 -direct speech



The selfish Giant by Oscar Wilde

Purpose: To persuade – poster

Punctuation:
 -commas in a list
 -apostrophes for possession
 -capital letters
 -full stops
 -exclamation marks
 -question marks

Grammar:
 -persuasive sentence starters
 -powerful adjectives
 -expanded noun phrases
 -verbs and modal verbs for persuasion
 -rhetorical questions
 -conjunctions to explain ideas




Winter's Child by Angela McAllister

Purpose: To entertain – narrative

Punctuation:
 -Using commas for detail
 -using a comma for a fronted adverbial
 -full stops
 -question marks
 -capital letters
 -exclamation marks
 -punctuating direct speech correctly
 -paragraphs for cohesion
 -apostrophes for possession and contraction
 -parenthesis

Grammar:
 -Expanded noun phrases
 -adjectives
 -prepositional phrases
 -fronted adverbials
 -sentence variety
 -direct speech
 -coordinating conjunctions
 -subordinating conjunctions
 -similes
 -personification
 -powerful verbs
 -relative clause



Shackleton's Journey by William Grill

Purpose: To inform – newspaper article

Punctuation:
 -Inverted commas to punctuate direct speech.
 -Headings and sub-headings to aid presentation
 -Using paragraphs
 -Use of commas after fronted adverbials.
 - apostrophes for contraction and possession
 - using commas in a list.

Grammar:
 - noun phrases, expanded for detail
 - using past tense
 -Use of the present perfect form of verbs instead of the simple past
 -Expressing time, place and cause using conjunctions (for example, when, before, after, while, so, Because)
 -adverbs (for example, then, next, soon, therefore)




Jabberwocky by Lewis Carroll

Purpose: To entertain – nonsense poem

Punctuation:
 -Capital letters
 -Commas
 - Full stops

Grammar:
 -prepositions
 -Noun phrases expanded by the addition of modifying adjectives, nouns and preposition phrases (e.g. the teacher expanded to: the strict maths teacher with curly hair)
 -Appropriate choice of pronoun or noun within and across sentences to aid cohesion and avoid repetition
















The Story of Tutankhamun by Patricia Cleveland-Peck-



Purpose: To inform – biography

Punctuation:
 -Inverted commas to punctuate direct speech
 - use of commas after fronted adverbials

Grammar:
 -Use of fronted adverbials
 -Expressing time, place and cause using conjunctions [for example, when, before, after, while, so, because], adverbs [for example, then, next, soon, therefore], or prepositions [for example, before, after, during, in, because of]
 -Introduction to paragraphs as a way to group related material
 -Headings and sub-headings to aid presentation
 -Use of the present perfect form of verbs instead of the simple past [for example, He has gone]

				<p>- prepositions (for example, before, after, during, in, because of) Fronted adverbials (for example, Later that day, I heard the bad news.)</p>		<p>out to play contrasted with He went out to play -Noun phrases expanded by the addition of modifying adjectives, nouns and preposition phrases (e.g. the teacher expanded to: the strict maths teacher with curly hair)</p>
<p>Year 5 Books Purpose Audience Punctuation Grammar</p>	<p>The Man Who Walked Between Towers</p>  <p>Purpose: To inform (Biography, published)</p> <p>Punctuation: full stops, capital letters for headings and proper nouns, exclamation mark, commas.</p> <p>Grammar: Using expanded noun phrases to convey complicated information concisely Relative clauses beginning with who, which, where, when, whose, that, or an omitted relative pronoun Indicating degrees of possibility using adverbs [for example, perhaps, surely] or modal verbs [for example, might, should, will, must]</p>	<p>The Lost Thing</p>  <p>Purpose: To entertain (Narrative)</p> <p>Punctuation: (all previous), semi-colon, inverted commas.</p> <p>Grammar: Devices to build cohesion within a paragraph (e.g. then, after that, this, firstly). Indicating degrees of possibility using adverbs [for example, perhaps, surely] or modal verbs [for example, might, should, will, must]. Relative clauses beginning with who, which, where, when, whose, that, or an omitted relative pronoun. Use of inverted commas and other punctuation to indicate direct speech e.g. a comma after the reporting clause; end punctuation within inverted</p>	<p>The Tempest</p>  <p>Purpose: To entertain (Playscript).</p> <p>Punctuation: full stop, question mark, exclamation mark, colon, brackets, parenthesis, capital.</p> <p>Grammar: Expressing time, place and cause using conjunctions [for example, when, before, after, while, so, because], adverbs [for example, then, next, soon, therefore], or prepositions [for example, before, after, during, in, because of] (LKS2) Noun phrases expanded by the addition of modifying adjectives, nouns and preposition phrases (e.g. the teacher expanded to: the strict maths teacher with curly hair) (LKS2) Fronted adverbials [for example, Later that day, I heard the bad news.] (LKS2)</p>	<p>The Island</p>  <p>Purpose: To discuss (argument, published)</p> <p>Punctuation: full stop, capital, question mark, exclamation mark.</p> <p>Grammar: Using commas to clarify meaning or avoid ambiguity in writing. Recognising vocabulary and structures that are appropriate for formal speech and writing, including subjunctive forms Using passive verbs to affect the presentation of information in a sentence Using the perfect form of verbs to mark relationships of time and cause Using expanded noun phrases to convey complicated information concisely</p>	<p>Firebird Saviour</p>  <p>Purpose: To entertain (poetry)</p> <p>Punctuation (all previous).</p> <p>Grammar: Converting nouns or adjectives into verbs using suffixes [for example, -ate; -ise; -ify]. Use of similes, metaphors and personification. How words are related by meaning as synonyms and antonyms [for example, big, large, little]. Noun phrases expanded by the addition of modifying adjectives, nouns and preposition phrases. Appropriate choice of pronoun or noun within and across sentences to aid cohesion and avoid repetition.</p>	<p>Curiosity</p>  <p>Purpose: To inform.</p> <p>Punctuation: semi-colon, full stops, capitals, question marks, exclamation mark.</p> <p>Grammar: Using expanded noun phrases to convey complicated information concisely Indicating degrees of possibility using adverbs [for example, perhaps, surely] or modal verbs [for example, might, should, will, must] Relative clauses beginning with who, which, where, when, whose, that, or an omitted relative pronoun Use of commas to clarify meaning or avoid ambiguity Brackets, dashes or commas to indicate parenthesis</p>

	<p>Use of commas to clarify meaning or avoid ambiguity Using brackets, dashes or commas to indicate parenthesis</p>	<p>commas (e.g. The conductor shouted, "Sit down!") Subordinating conjunctions. Using a semi-colon in place of a subordinating conjunction. - Layout devices – paragraphs.</p>	<p>Relative clauses beginning with who, which, where, when, whose, that, or an omitted relative pronoun Indicating degrees of possibility using adverbs [for example, perhaps, surely] or modal verbs [for example, might, should, will, must] Brackets, dashes or commas to indicate parenthesis How words are related by meaning as synonyms and antonyms [for example, big, large, little]</p>	<p>Using modal verbs or adverbs to indicate degrees of possibility</p>		
<p>Year 6 Books Purpose Audience Punctuation Grammar</p>	<p>Skellig  Purpose: To entertain (Narrative) Punctuation: Commas for clarity, Inverted commas, apostrophes, paragraphs Grammar: Expanded noun, phrases/ modal verbs Audience: Publish to class book Range of WW1 poems Purpose: To Inform (poetry) Grammar: Simile, metaphor, personification.</p>	<p>Floodland / Ella on the Outside   Purpose: To entertain (Narrative, description) Audience: Publish to class book Grammar: Past tense, informal language Fronted adverbials, relative clauses, Cohesive devices within sentences. Punctuation: Commas to clarify meaning or avoid ambiguity</p>	<p>Can You See Me?  Purpose: To entertain (Narrative) Punctuation for parenthesis (brackets , dashes and commas), inverted commas(revisit) Semi-colon within lists and to mark boundaries between clauses. Grammar: Complex sentences, subordinating conjunctions Y5/6 Spelling list Audience: Publish to class book</p>	<p>The Three Little Pigs  Purpose: To inform (Newspaper report) To persuade (argument) Audience: Publish to class book Grammar: Present perfect tense, reported and direct speech, formal language, subjunctive, passive sentences. Modals. levels of formality,</p>	<p>Romeo and Juliet  Purpose: To Persuade To discuss (review) Audience: Publish to class book Grammar: Formal tone & vocabulary Modal verbs Rhetorical questions Subordinate clauses Cohesive devices Passive voice. Recap previous punctuation Can We Save The Tiger?</p>	<p>The Final Year  Purpose: To entertain (Narrative) Audience: Publish class book Grammar: Sentence variety & punctuation Expanded noun phrases Fronted adverbials Speech punctuation Subordinate clauses Relative clauses Show, don't tell Recap punctuation</p>

	<p>Audience: Publish and send to British Royal Legion</p>	<p>Inverted commas, apostrophes, paragraphs</p>		<p>Our Lonely Journey.</p>  <p>Purpose: To inform Biography</p> <p>Grammar: Time adverbials & chronology Past tense & past perfect Expanded noun phrases Relative clauses, subordinate clauses Parenthesis</p> <p>Audience: Publish to class book</p>	 <p>Purpose: To persuade (Advertising/ Campaign) To discuss (Argument)</p> <p>Audience: Publish to class book/ send to WWF</p> <p>Grammar: Formal tone & vocabulary Modal verbs Rhetorical questions Subordinate clauses Cohesive devices Passive voice</p> <p>Recap previous punctuation</p>	
--	--	---	--	--	--	--