



**Art and
Design**

Sketch books. At Lawrence View all children take ownership of a sketch book that will accompany them on their art journey throughout school. Children will be able to explore their ideas freely, record their experiences and revisit and review previous learning.

Using materials. We use a range of materials to creatively design and make products. We develop our skills through the year groups to aim to a mastery level.

Questioning and evaluating

Questioning and evaluating. Exploring different skills and artists develops curiosity for questioning. By questioning children delve deeper into their understanding of the different meanings of art. Children evaluate their own work and work of others, they understand that the work of others is their interpretations and respect this.

Art and design at Lawrence view.

Art, craft and design.

Drawing, painting and sculpture. We use these skills to share ideas, experiences and develop our imagination. Children use a vast amount of resources to express their ideas. For example; pencil, charcoal, paint and clay.

Study of great artists. All children will study works of artists, craft makers, designers and architects. Children will show their understanding by replicating pieces of art work. By regularly linking art with other subjects we develop an understanding of how art reflects and shapes our culture and history.

Drawing

KS1 and 2

KS1-We use drawing to develop and share ideas, experiences and imagination.

KS2- We improve our mastery of art and design in drawing by developing our techniques.




Year 1

- Know how to use two gradients of sketching pencils to create lines of different thickness in drawing.

Year 2

- Know how to use three gradients of sketching pencils.
- Know how to use charcoal pencil and pastel .
- Observational drawing of plants and fossils.
- Draw a specific part of a natural object. (Andy Goldsworthy)



Year 3


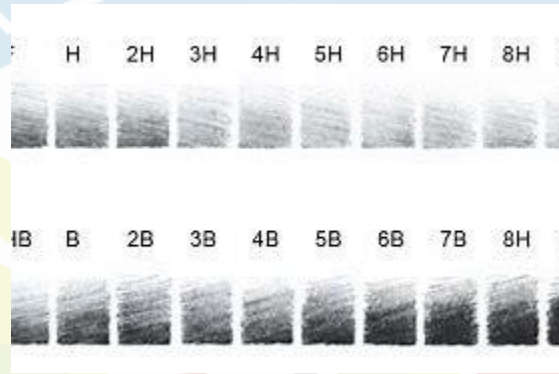
- Know how to shade using different grades of pencil.
- Show different tones and textures in their observational sketches of fossils.
- Sketching and shading techniques for basic animal shapes producing a final piece of art in stone age style.

Drawing

KS1 and 2

KS1-We use drawing to develop and share ideas, experiences and imagination.

KS2- We improve our mastery of art and design in drawing by developing our techniques.



Year 4

- Apply knowledge of using different gradients of pencils.
- Show facial expression and body language.
- Know how to use line, tone, shape and colour to represent movement.

Year 5

- Know how to use shading to create mood and feeling. Lowry
- Use marks and lines to produce texture.
- Sketching a Saxon Helmet.
- Organize line, tone, shape and colour to represent movement and perspective.

Year 6


- Use a full range of pencil, charcoal when creating a piece of observational art.
- Explain why different tools have been used to create art and specific techniques have been used, know how to use feedback to make amendments to improve art.

Painting

KS1 and 2

KS1-We paint through exploring with different colours.

KS2-We apply our knowledge of colour mixing, applying tone and tints to create works of art.



Year 1

- Know the names of primary and secondary colours.
- Use IT to create a painting in the style Pablo Laboto. – Describe, give an opinion and ask questions about the work of an artist.
- Know how to show how people feel in paintings.
- Know the names of primary and secondary colours.

Year 2

- Know how to mix paint to make all the secondary colours.
- Create tints with paint by adding white.
- Create tones with paint by adding black.
- Compare and discuss a range of Titanic paintings.
- Mix their own colours to create “in the style of” Titanic paintings.
- Using IT paint package to show different effects.

Year 3

- To create a background using a wash. (Volcano artwork)
- Use a range of brushes to create different effects in painting. Monet- Water Lilies/ Regatta Reflection.
- Van Gogh Sunflowers

Painting

KS1 and 2

KS1-We paint through exploring with different colours.

KS2-We apply our knowledge of colour mixing, applying tone and tints to create works of art.



Year 4
- Painting in the style of David Hockney – Landscapes.

Year 5
- Paint in the style of Peter Thorpe – Space (Abstract art).

Year 6
- understand why art can be abstract and what message it conveys (Abu Malek) (Evaluate).

Printing

KS1 and 2

KS1-We can recognize patterns in art work.

KS2-We can develop and master skills to create art work using the technique of printing.



Year 1

-Create pattern in print- Andy Warhol (Pop art) Link to 1960s.

Year 2

-Know how to create a printed piece by pressing, rubbings and stamping

Year 4

- Know how to print onto different materials, using at least four colours. - Roman print borders.

Year 5

- Know how to create an accurate print design following given criteria.
- Use a range of tools correctly.
- Print leaves in the style of Henri Rousseau.

Year 6

-Know how to over print to create different patterns

Sculpture

KS1 and 2

KS1-We can manipulate materials to create 3D shape.

KS2- Improving sculpture using different tools and techniques.



Year 1
-know how to cut, roll and coil materials.



Year 2
-Know how to make a clay pot.
- Know how to join two finger clay pots together.




Year 3
- Use clay to represent the face of a Greek God.

Sculpture

KS1 and 2

KS1-We can manipulate materials to create 3D shape.

KS2- Improving sculpture using different tools and techniques.



- Year 4**
- Know how to sculpt other moldable materials to represent figures and forms of movement.
 - Create Sculpture 'in the style of' Kenneth Armitage.



- Year 5**
- Replicate in the style of The Angel of the North (Antony Gormley)



- Year 6**
- People in Action.
Use feedback to make amendments and improvements.

Mixed Media

KS1 and 2

KS1-We understand we can use IT to create art.

KS2- We use IT and digital images to create art.



Year 1

- Use IT to create a picture 'in the style of' Pablo Laboto

Year 2

- know how to use different effects when creating a picture using IT

Year 3

- Use digital images and combine with other media.
Know how to use IT to create art.

Year 4

- Use photographs to help create reflection.
- Integrate digital images into art work.

Year 5

- Research the work of an artists and replicate style using IT.

Year 6

- Know how to use a range of resources to create art.

Study of Great Artists

KS 1 and 2

Study a range of artists, craft makers and designers.



Year 1
Andy Warhol
Kandinsky
Pablo Laboto

Year 2

Pablo Picasso
Georgia O'Keefe

Year 3

Monet
Van Gogh

Year 4

Kenneth Armitage
David Hockney
Paul Smith (DT)

Year 5

Henri Rousseau
Peter Thorpe
Antony Gormley
Lowery
Frida Kahlo

Year 6

Shamsia Hassani
Augusto Costanzo
Blessing Ngobeni



